















1		<p>1500-1590 Bobby Lee Pt Sanford, FL 32771 Seminole County Seminole County Ind Submarket</p>	<p>Building Type: Class C Warehouse Status: Built Jan 2002 Building Size: 12,000 SF Land Area: - Stories: 1</p>	<p>Space Avail: 0 SF Max Contig: 0 SF Smallest Space: - Rent/SF/Yr: - % Leased: 100%</p>
----------	---	--	---	---

2		<p>1600-1690 Bobby Lee Pt Sanford, FL 32771 Seminole County Seminole County Ind Submarket</p>	<p>Building Type: Class C Warehouse Status: Built 2002 Building Size: 12,000 SF Land Area: - Stories: 1</p>	<p>Space Avail: 0 SF Max Contig: 0 SF Smallest Space: - Rent/SF/Yr: - % Leased: 100%</p>
----------	---	--	---	---

3		<p>1700-1790 Bobby Lee Pt Sanford, FL 32771 Seminole County Seminole County Ind Submarket</p>	<p>Building Type: Class C Warehouse Status: Built Jun 2002 Building Size: 12,000 SF Land Area: - Stories: 1</p>	<p>Space Avail: 0 SF Max Contig: 0 SF Smallest Space: - Rent/SF/Yr: - % Leased: 100%</p>
4		<p>300 Central Park Dr Sanford, FL 32771 Seminole County Seminole County Ind Submarket</p>	<p>Building Type: Class C Warehouse Status: Built 2001 Building Size: 17,193 SF Land Area: 94,077 SF Stories: 1</p>	<p>Space Avail: 0 SF Max Contig: 0 SF Smallest Space: - Rent/SF/Yr: - % Leased: 100%</p>
5		<p>751 Central Park Dr Sanford, FL 32771 Seminole County Seminole County Ind Submarket</p>	<p>Building Type: Class C Manufacturing Status: Built 2000 Building Size: 11,987 SF Land Area: 38,333 SF Stories: 1</p>	<p>Space Avail: 0 SF Max Contig: 0 SF Smallest Space: - Rent/SF/Yr: - % Leased: 100%</p>
6		<p>801 Central Park Dr Sanford, FL 32771 Seminole County Seminole County Ind Submarket</p>	<p>Building Type: Class C Warehouse Status: Built Jan 2001 Building Size: 6,000 SF Land Area: 30,056 SF Stories: 1</p>	<p>Space Avail: 0 SF Max Contig: 0 SF Smallest Space: - Rent/SF/Yr: - % Leased: 100%</p>
7		<p>851 Central Park Dr Sanford, FL 32771 Seminole County Seminole County Ind Submarket</p>	<p>Building Type: Class C Warehouse Status: Built May 2000 Building Size: 7,980 SF Land Area: 29,490 SF Stories: 1 Expenses: 2002 Combined Tax/Ops @ \$0.19/sf</p>	<p>Space Avail: 0 SF Max Contig: 0 SF Smallest Space: - Rent/SF/Yr: - % Leased: 100%</p>
8		<p>4150 Church St Phase I Sanford, FL 32771 Seminole County Seminole County Ind Submarket</p>	<p>Building Type: Class B Warehouse Status: Built Apr 2003 Building Size: 90,744 SF Land Area: 308,405 SF Stories: 1</p>	<p>Space Avail: 0 SF Max Contig: 0 SF Smallest Space: - Rent/SF/Yr: - % Leased: 100%</p>

9		<p>4200 Church St Phase II Sanford, FL 32771 Seminole County NW Corner of Church St.& Monroe Rd Seminole County Ind Submarket</p>	<p>Building Type: Class B Warehouse Status: Built Sep 2004 Building Size: 90,744 SF Land Area: - Stories: 1</p>	<p>Space Avail: 10,061 SF Max Contig: 10,061 SF Smallest Space: 10,061 SF Rent/SF/Yr: \$6.50 % Leased: 88.9%</p>
10		<p>4220 Church St Bldg 12 Sanford, FL 32771 Seminole County Seminole County Ind Submarket</p>	<p>Building Type: Class B Warehouse Status: Built Aug 2007 Building Size: 11,750 SF Land Area: 267,092 SF Stories: 1</p>	<p>Space Avail: 6,750 SF Max Contig: 2,700 SF Smallest Space: 1,350 SF Rent/SF/Yr: For Sale Only % Leased: 42.6%</p>
11		<p>4240 Church St Bldg 11 Sanford, FL 32771 Seminole County Seminole County Ind Submarket</p>	<p>Building Type: Class B Warehouse Status: Built May 2007 Building Size: 20,000 SF Land Area: 266,670 SF Stories: 1</p>	<p>Space Avail: 10,200 SF Max Contig: 4,800 SF Smallest Space: 2,700 SF Rent/SF/Yr: For Sale Only % Leased: 49.0%</p>
12		<p>4260 Church St Bldg 10 Sanford, FL 32771 Seminole County Seminole County Ind Submarket</p>	<p>Building Type: Class B Warehouse Status: Built Aug 2007 Building Size: 27,000 SF Land Area: 266,670 SF Stories: 1</p>	<p>Space Avail: 27,000 SF Max Contig: 6,000 SF Smallest Space: 2,700 SF Rent/SF/Yr: For Sale Only % Leased: 0%</p>
13		<p>4265 Church St Building 1/ Phase III Sanford, FL 32771 Seminole County SE Corner of Church St & Elder Rd Seminole County Ind Submarket</p>	<p>Building Type: Class B Warehouse Status: Built Oct 2005 Building Size: 17,120 SF Land Area: - Stories: 1</p>	<p>Space Avail: 0 SF Max Contig: 0 SF Smallest Space: - Rent/SF/Yr: - % Leased: 100%</p>
14		<p>4280 Church St Bldg 9 Sanford, FL 32771 Seminole County Seminole County Ind Submarket</p>	<p>Building Type: Class B Warehouse Status: Built Jul 2007 Building Size: 14,550 SF Land Area: 266,670 SF Stories: 1</p>	<p>Space Avail: 9,150 SF Max Contig: 3,450 SF Smallest Space: 1,350 SF Rent/SF/Yr: For Sale Only % Leased: 37.1%</p>

15



4295 Church St
Building 3/ Phase III
Sanford, FL 32771
Seminole County
SE corner of Church St &
Elder Rd
Seminole County Ind
Submarket

Building Type: **Class B Warehouse**
Status: **Built Oct 2005**
Building Size: **17,280 SF**
Land Area: -
Stories: **1**

Space Avail: **0 SF**
Max Contig: **0 SF**
Smallest Space: -
Rent/SF/Yr: -
% Leased: **100%**

16



4138-4140 Flex Ct
Bldg 2/Phase I
Sanford, FL 32771
Seminole County
Seminole County Ind
Submarket

Building Type: **Class B Warehouse**
Status: **Built Feb 2003**
Building Size: **22,500 SF**
Land Area: **407,286 SF**
Stories: **1**

Space Avail: **0 SF**
Max Contig: **0 SF**
Smallest Space: -
Rent/SF/Yr: -
% Leased: **100%**

17



4141-4186 Incubator Ct
Bldg 3/Phase II
Sanford, FL 32771
Seminole County
Seminole County Ind
Submarket

Building Type: **Class B Warehouse**
Status: **Built Jan 2003**
Building Size: **30,000 SF**
Land Area: **407,286 SF**
Stories: **1**

Space Avail: **0 SF**
Max Contig: **0 SF**
Smallest Space: -
Rent/SF/Yr: -
% Leased: **100%**

18



102 Loren Ct
Sanford, FL 32771
Seminole County
Seminole County Ind
Submarket

Building Type: **Warehouse**
Status: **Built Nov 2001**
Building Size: **5,000 SF**
Land Area: **53,579 SF**
Stories: **1**

Space Avail: **0 SF**
Max Contig: **0 SF**
Smallest Space: -
Rent/SF/Yr: -
% Leased: **100%**

19



570 Monroe Rd
Building 1
Sanford, FL 32773
Seminole County
Sanford Submarket

Building Type: **Class A Flex/Showroom**
Status: **Built Jul 2007**
Building Size: **24,000 SF**
Land Area: **410,335 SF**
Stories: **1**
Expenses: **2007 Ops @ \$1.90/sf**

Space Avail: **24,000 SF**
Max Contig: **24,000 SF**
Smallest Space: **2,400 SF**
Rent/SF/Yr: **\$13.50**
% Leased: **0%**

20



570 Monroe Rd
Building 2
Sanford, FL 32773
Seminole County
Sanford Submarket

Building Type: **Class A Flex**
Status: **Built Jul 2007**
Building Size: **24,000 SF**
Land Area: **410,335 SF**
Stories: **1**
Expenses: **2007 Ops @ \$1.90/sf**

Space Avail: **24,000 SF**
Max Contig: **24,000 SF**
Smallest Space: **2,400 SF**
Rent/SF/Yr: **\$12.00**
% Leased: **0%**

21



570 Monroe Rd
Building 3
Sanford, FL 32773
Seminole County
Sanford Submarket

Building Type: **Class A Flex**
Status: **Built Jul 2007**
Building Size: **24,000 SF**
Land Area: **410,335 SF**
Stories: **1**
Expenses: **2007 Ops @ \$1.90/sf**

Space Avail: **24,000 SF**
Max Contig: **24,000 SF**
Smallest Space: **2,400 SF**
Rent/SF/Yr: **\$12.00**
% Leased: **0%**

22



570 Monroe Rd
Building 4
Sanford, FL 32773
Seminole County
Sanford Submarket

Building Type: **Class A Flex**
Status: **Built Jul 2007**
Building Size: **38,000 SF**
Land Area: **410,335 SF**
Stories: **1**

Space Avail: **0 SF**
Max Contig: **0 SF**
Smallest Space: -
Rent/SF/Yr: -
% Leased: **100%**

23



279-291 Power Ct
Sanford, FL 32771
Seminole County
Seminole County Ind
Submarket

Building Type: **Class C Manufacturing**
Status: **Built May 2000**
Building Size: **15,000 SF**
Land Area: -
Stories: **1**

Space Avail: **0 SF**
Max Contig: **0 SF**
Smallest Space: -
Rent/SF/Yr: -
% Leased: **100%**

24



627-655 Progress Way
Bldg 1/Phase I
Sanford, FL 32771
Seminole County
Seminole County Ind
Submarket

Building Type: **Class B Warehouse**
Status: **Built Feb 2003**
Building Size: **19,840 SF**
Land Area: **386,360 SF**
Stories: **1**

Space Avail: **0 SF**
Max Contig: **0 SF**
Smallest Space: -
Rent/SF/Yr: -
% Leased: **100%**

25



703-739 Progress Way
Bldg 4/Phase II
Sanford, FL 32771
Seminole County
Seminole County Ind
Submarket

Building Type: **Class B Warehouse**
Status: **Built 2003**
Building Size: **24,000 SF**
Land Area: **407,286 SF**
Stories: **1**

Space Avail: **0 SF**
Max Contig: **0 SF**
Smallest Space: -
Rent/SF/Yr: -
% Leased: **100%**

26



301 Speciality Pt
Specialty Commons
Sanford, FL 32771
Seminole County
Seminole County Ind
Submarket

Building Type: **Class B Warehouse**
Status: **Built Oct 2006**
Building Size: **20,800 SF**
Land Area: **87,120 SF**
Stories: **2**

Space Avail: **8,000 SF**
Max Contig: **8,000 SF**
Smallest Space: **3,850 SF**
Rent/SF/Yr: **\$10.00**
% Leased: **61.5%**

27



201 Specialty Pt
Sanford, FL 32771
Seminole County
Seminole County Ind
Submarket

Building Type: **Class B Warehouse**
Status: **Built Aug 2007**
Building Size: **17,057 SF**
Land Area: -
Stories: **1**

Space Avail: **0 SF**
Max Contig: **0 SF**
Smallest Space: -
Rent/SF/Yr: -
% Leased: **100%**

28



3750 SW SR 46
StoragePlus
Sanford, FL 32771
Seminole County
Seminole County Ind
Submarket

Building Type: **Class A Self-Storage**
Status: **Built 2000**
Building Size: **73,233 SF**
Land Area: **196,020 SF**
Stories: **2**

Space Avail: **0 SF**
Max Contig: **0 SF**
Smallest Space: -
Rent/SF/Yr: -
% Leased: **100%**

29



Upsala Rd @ State Road 46
Building 1
Sanford, FL 32771
Seminole County
State Road 46
Seminole County Ind
Submarket

Building Type: **Class C Warehouse**
Status: **Under Construction, delivers
Aug 2008**
Building Size: **30,500 SF**
Land Area: -
Stories: **1**

Space Avail: **0 SF**
Max Contig: **0 SF**
Smallest Space: -
Rent/SF/Yr: -
% Leased: **100%**

30



Upsala Rd @ State Road 46
Building 2
Sanford, FL 32771
Seminole County
State Road 46
Seminole County Ind
Submarket

Building Type: **Class C Warehouse**
Status: **Under Construction, delivers
Aug 2008**
Building Size: **22,876 SF**
Land Area: -
Stories: **1**

Space Avail: **0 SF**
Max Contig: **0 SF**
Smallest Space: -
Rent/SF/Yr: -
% Leased: **100%**